



UNIT II: Worksheet 2

Sketch velocity vs time graphs corresponding to the following descriptions of the motion of an object.


1. The object is moving away from the origin at a constant (steady) speed.




2. The object is standing still.



3. The object moves toward the origin at a steady speed for 10s, then stands still for 10s.

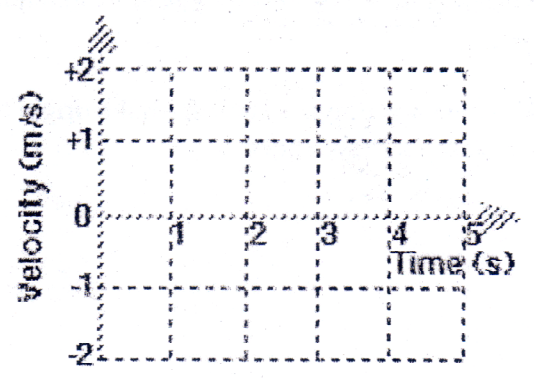
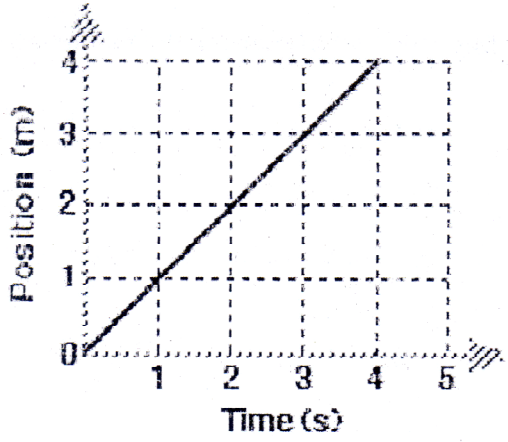


4. The object moves away from the origin at a steady speed for 10s, reverses direction and moves back toward the origin at the same speed.

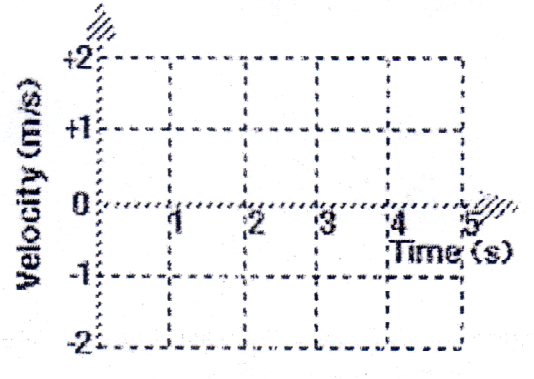
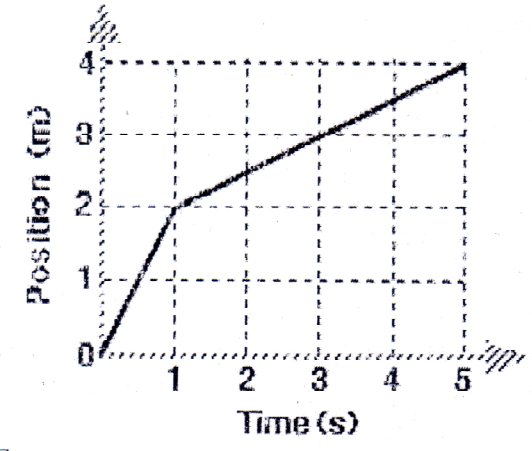


Draw the velocity vs time graphs for an object whose motion produced the position vs time graphs shown below at left.

5.



6.



7.

